

VIROTECH RF-SorboTech RFSORBO

RF-SorboTech - 2ml

REF: 161101

RF-SorboTech - 10ml

REF: 161102

RF-SorboTech - 80x

REF: B/300.00

FOR IN VITRO DIAGNOSIS ONLY



Gold Standard Diagnostics Frankfurt GmbH

Waldstrasse 23 A6

63128 Dietzenbach, Germany

Tel.: +49 6074 23698-0

Fax: +49 6074 23698-900

Email: info.frankfurt@eu.goldstandarddiagnostics.com

Website: clinical.goldstandarddiagnostics.com



Contents

1. Intended Purpose.....	3
2. Diagnostic Relevance.....	3
3. Package Contents.....	3
3.1 RF-SorboTech RFSORBO - 2ml.....	3
3.2 RF-SorboTech RFSORBO - 10ml.....	3
3.3 RF-SorboTech RFSORBO - 80x.....	3
4. Storage and shelf life of the test kit and ready-to-use reagents	3
5. Precautions	3
6. Testprocedure	4
6.1 Performing the test with RF-SorboTech-2ml, RF-SorboTech-10ml and RF-SorboTech-80x	4
7. Performance Data	5
7.1 Binding capacity	5
7.2 Repeatability.....	5
8. Disposal considerations	5
9. Symbolschlüssel / SYMBOL KEY	5
10. Dilution table	6

RF-SorboTech for the pre-absorption of IgM rheumatoid factors in serum, plasma and CSF

1. Intended Purpose

Serum and CSF diagnostics

Detection/Measurement	n/a
Function	Accessories for all VIROTECH IgM ELISA products for sample preparation
Specific information about	n/a
Automation	n/a
Type	Qualitative
Specimen	Human serum and plasma (EDTA, citrate, heparin, CPD), as well as cerebrospinal fluid
Testing population	n/a
Intended user	Specialised personnel in laboratories

2. Diagnostic Relevance

Specific IgM antibodies in human serum and CSF are detected for the early serological diagnosis of infectious diseases. The detection of IgM can be disturbed by pathogen-specific IgG antibodies. The IgG antibodies are bound to VIROTECH RF-SorboTech by precipitation with goat anti-human IgG antibodies.

IgG and IgM antibodies compete for the antigen binding sites. Depending on the affinity and concentration of the two antibody classes, binding of IgG antibodies can predominate with blocking of the binding sites for any IgM antibodies present, giving a false negative result.

If the specific serum or CSF contains IgG antibodies and rheumatoid factors (RF), these bind as auto-antibodies to the IgG antibodies that have already reacted with antigen. RFs are mainly IgM antibodies and are as such identified by anti-human IgM conjugate. This leads to a false-positive IgM result.

3. Package Contents

3.1 RF-SorboTech **RFSORBO** - 2ml

- 1 dropper bottle containing 2 ml RF-SorboTech anti-human IgG (goat), contains <0.1% sodium azide as preservative, sufficient for 40 serum or 40 CSF tests, ready to use.

3.2 RF-SorboTech **RFSORBO** - 10ml

- 1 bottle containing 10 ml RF-SorboTech anti-human IgG (goat), contains <0.1% sodium azide as preservative, sufficient for 200 serum or 200 CSF tests, ready to use.

3.3 RF-SorboTech **RFSORBO** - 80x

- 2 dropper bottles each containing 2 ml RF-SorboTech anti-human IgG (goat), contains <0.1% sodium azide as preservative, sufficient for 80 serum or 80 CSF tests, ready to use.
- PBS dilution buffer, blue, 50ml, pH 7,2, with preservative and Tween 20.

DILBUF**RTU**

4. Storage and shelf life of the test kit and ready-to-use reagents

Store test kit at 2-8°C. The expiry date of the individual components is printed on the respective labels.

Material	Status	Storage	Shelflife
RF-SorboTech	Undiluted, After Opening	+2 to +8°C	3 months
	Diluted	+2 to +8°C	1 week

5. Precautions

RF-SorboTech should be regarded as potentially infectious and used with appropriate precautions.

Caution: RF-SorboTech contains 0.1% sodium acid, which can react with lead or copper pipes to form highly explosive metal acid compounds. When disposing of these reagents through lead drainpipes, they should be flushed with a large volume of water in order to avoid acid formation in the sewerage system.

Sodium acid is harmful to health. In the event of contact, wash the affected areas of the body immediately under running water and consult a doctor if necessary.

6. Testprocedure

6.1 Performing the test with RF-SorboTech-2ml, RF-SorboTech-10ml and RF-SorboTech-80x

Bring the dropper bottles to room temperature.

Always ensure that the bottle is held vertically when using dropper.

Suitable reaction tubes can consist of the following materials, for example.

- HDPE (High Density Polyethylen)
- LLDPE (Linear Low Density Polyethylen)
- LDPE (Low Density Polyethylen)
- PP (Polypropylen)
- PP (Highest Purity Polypropylen)

a) Serodiagnosis:

Serum measurement (1:101)

- Dilute RF-SorboTech 1:10 (1+9) in a suitable test tube with PBS dilution buffer. Dilute the serum 1:101 with this RF-SorboTech-buffer mixture; this is the working dilution.
Example: 1 drop RF-SorboTech (approx. 50µl) + 450µl PBS dilution buffer (1:10). 5µl serum are added to this RF-SorboTech-buffer mixture (500µl), this is equivalent to a 1:101 serum dilution.
- Incubate at room temperature for 15 minutes.

b) CSF diagnosis:

Serum measurement IgM (1:101)

- Dilute RF-SorboTech 1:10 (1+9) in a suitable test tube with PBS dilution buffer. Dilute the serum 1:101 with this RF-SorboTech-buffer mixture; this is the working dilution.
Example: 1 drop RF-SorboTech (approx. 50µl) + 450µl PBS dilution buffer (1:10). 5µl serum are added to this RF-SorboTech-buffer mixture (500µl), this is equivalent to a 1:101 serum dilution.
- Incubate at room temperature for 15 minutes.

For a 1:404 dilution:

- Dilute the 1:101 diluted serum further 1:4
Example: dilute 100µl serum/buffer/RF-SorboTech mixture with 300µl PBS dilution buffer.

CSF measurement (1:2)

- Dilute RF-SorboTech 1:5 (1+4) in a suitable test tube with PBS dilution buffer. Dilute the CSF 1:2 with this RF-SorboTech-buffer mixture; this is the working dilution.
Example: 1 drop RF-SorboTech (approx. 50µl) + 200µl PBS dilution buffer (1:5). Take 225µl RF-SorboTech-buffer mixture and add 225µl CSF, this is equivalent to a 1:2 CSF dilution.
- Incubate at room temperature for 15 minutes.

With an increased number of samples, a larger batch of RF-SorboTech+buffer can be made (caution: 1:10 for serum and 1:5 for CSF).

7. Performance Data

7.1 Binding capacity

Up to 15mg IgG per ml of undiluted sample are bound.

7.2 Repeatability

To determine the repeatability, sera were either diluted with the dilution buffer only or pre-absorbed with RF-SorboTech in 12 independent test runs. The 12 serum mixes were then tested in 48 wells in one test run. The variation coefficient was then obtained from the 48 individual results.

	without RF-SorboTech		with RF-SorboTech	
	variation coefficient	average OD	variation coefficient	average OD
sera with blue dilution buffer				
DILBUF	6,0%	0,39	7,2%	0,36
RTU				






This shows that RF-SorboTech pre-absorption has a very high repeatability.

8. Disposal considerations









Information on the Reagents

Chemicals and preparations, as well as their containers, are generally hazardous waste. Their disposal is subject to national waste legislation and regulations. The competent authority provides information on the disposal of hazardous waste.

Information on Packaging Materials

 PAP 22	 Plastics HDPE 2	 PP 5	 LDPE 4	 Glass GL 72
---	---	--	--	---

9. Symbolschlüssel / SYMBOL KEY

	Hersteller / Manufacturer
	In-vitro-Diagnostikum / In vitro diagnostics
	Fertigungslosnummer, Charge / Production lot number
	Verwendbar bis / Usable until
	Temperaturbegrenzung / Temperature limit
	CE-Kennzeichnung / CE marking
	Artikelnummer / Article number
 Note on eIFU	Gebrauchsanweisung beachten / Follow the Instruction For Use http://ifudownload.virotechdiagnostics.com

10. Dilution table

Serum Diagnostic (approximated)

RF-SorboTech: PBS Dilution Buffer in a 1 : 10 dilution:

Number of Patients	1	2	3	4	5	6	7	8	9	10
PBS Dilution Buffer	450µl	900µl	1,35ml	1,80ml	2,25ml	2,70ml	3,15ml	3,60ml	4,05ml	4,50ml
RF-SorboTech	50µl	100µl	150µl	200µl	250µl	300µl	350µl	400µl	450µl	500µl
Final Volume	500µl	1,0ml	1,5ml	2,0ml	2,5ml	3,0ml	3,5ml	4,0ml	4,5ml	5,0ml

Number of Patients	11	12	13	14	15	16	17	18	19	20
PBS Dilution Buffer	4,95ml	5,40ml	5,85ml	6,30ml	6,75ml	7,20ml	7,65ml	8,10ml	8,55ml	9,00ml
RF-SorboTech	550µl	600µl	650µl	700µl	750µl	800µl	850µl	900µl	950µl	1,0ml
Final Volume	5,5ml	6,0ml	6,5ml	7,0ml	7,5ml	8,0ml	8,5ml	9,0ml	9,5ml	10,0ml

Number of Patients	40	60	80	100	120	140	160	180	200	220
PBS Dilution Buffer	18,0ml	27,0ml	36,0ml	45,0ml	54,0ml	63,0ml	72,0ml	81,0ml	90,0ml	100,0ml
RF-SorboTech	2,0ml	3,0ml	4,0ml	5,0ml	6,0ml	7,0ml	8,0ml	9,0ml	10,0ml	11,0ml
Final Volume	20,0ml	30,0ml	40,0ml	50,0ml	60,0ml	70,0ml	80,0ml	90,0ml	100,0ml	110,0ml

CSF-Diagnostic (approximated)

Serum: RF-SorboTech: PBS Dilution Buffer in a 1 : 10 dilution (see above mentioned)

CSF: RF-SorboTech : PBS Dilution Buffer in a 1 : 5 dilution:

Number of Patients	1	2	3	4	5	6	7	8	9	10
PBS Dilution Buffer	200µl	400µl	600µl	800µl	1,0ml	1,2ml	1,4ml	1,6ml	1,8ml	2,0ml
RF-SorboTech	50µl	100µl	150µl	200µl	250µl	300µl	350µl	400µl	450µl	500µl
Final Volume	250µl	500µl	750µl	1,0ml	1,25ml	1,5ml	1,75ml	2,0ml	2,25ml	2,5ml

Number of Patients	11	12	13	14	15	16	17	18	19	20
PBS Dilution Buffer	2,2ml	2,4ml	2,6ml	2,8ml	3,0ml	3,2ml	3,4ml	3,6ml	3,8ml	4,0ml
RF-SorboTech	550µl	600µl	650µl	700µl	750µl	800µl	850µl	900µl	950µl	1,0ml
Final Volume	2,75ml	3,0ml	3,25ml	3,5ml	3,75ml	4,0ml	4,25ml	4,5ml	4,75ml	5,0ml

Number of Patients	40	60	80	100	120	140	160	180	200	220
PBS Dilution Buffer	8,0ml	12,0ml	16,0ml	20,0ml	24,0ml	28,0ml	32,0ml	36,0ml	40,0ml	44,0ml
RF-SorboTech	2,0ml	3,0ml	4,0ml	5,0ml	6,0ml	7,0ml	8,0ml	9,0ml	10,0ml	11,0ml
Final Volume	10,0ml	15,0ml	20,0ml	25,0ml	30,0ml	35,0ml	40,0ml	45,0ml	50,0ml	55,0ml